

Forums in Moodle

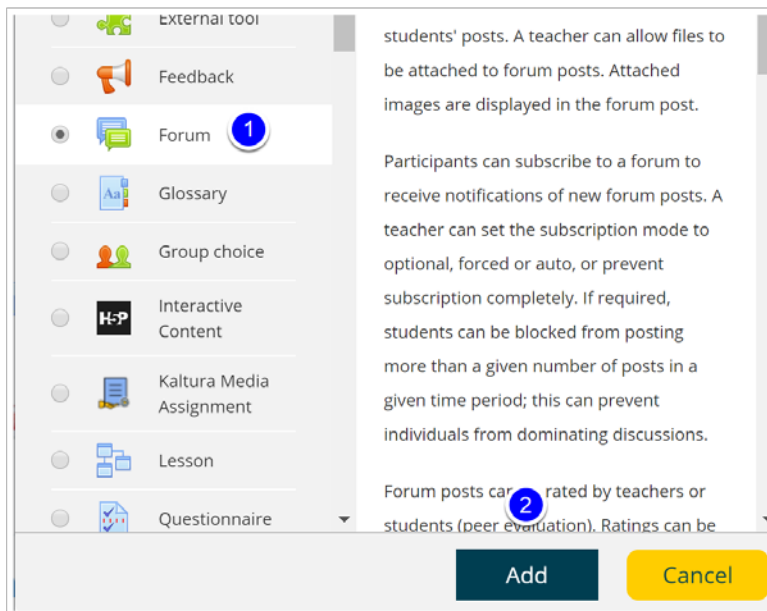
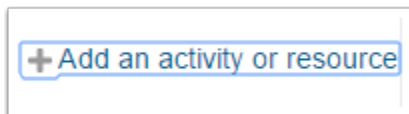
Asynchronous communication on Moodle is performed through the Forum activity. Forum activities can be made with different formats and settings to facilitate various discussion goals and are, by nature, asynchronous.

All new Moodle course shells are created with an "Announcements" forum which is a one-way communication forum only instructors can post to.

Forums have many uses, such as:

- A social space for students to get to know each other
- For discussing course content or reading materials
- For continuing online an issue raised previously in a face-to-face session

Adding other forums is a straightforward process and to create a forum and they can be set up as a graded item as an option. To add a forum, **Add an activity or resource**, select **Forum** and click **Add**.



Forum Settings

Add a forum name, description and consider settings that will meet your needs and link to your gradebook if desired (note that it is important to set up your gradebook first). Done! forget to Save once complete.


Adding a new Forum ?

[Collapse all](#)

General

Forum name*

Description



Please post your thoughts on the questions at the end of chapter 3. Additionally, please respond to at least two of your classmates posts on this chapter.

Display description on course page

Forum type ?

Attachments and word count

Maximum attachment size ?

Maximum number of attachments ?

Display word count ?

Subscription and tracking

Subscription mode ?

Read tracking ?

Post threshold for blocking

Accessing and posting in a forum

Once created, the forum is accessible under the topic or week you create it in (or move it to).



Posting a forum topic

Click on the Add a new discussion topic which opens a posting page where you can add a subject line, message, and attachment. Once one clicks on "Post to forum" they have 45 minutes to edit it before it is shared with all participants. To edit it, simply click on the Discussion topic post to edit as needed.

Discussion on Chapter 3

Please post your thoughts on the questions at the end of chapter 3. Additionally, please respond to at least two of your classmates posts on this chapter.

Add a new discussion topic

(There are no discussion topics yet in this forum)